



## Introduction to RBdigital for Apple, Android, and Kindle Fire Devices

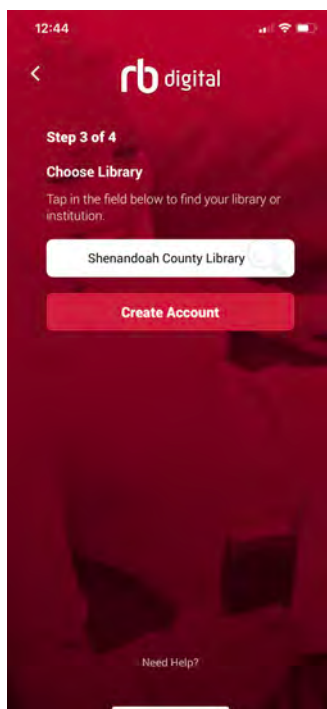
### ***What is RBdigital?***

RBdigital is the name of both the service and the app that allows library patrons to checkout audiobooks and magazines and download them to their portable devices. Download the app to your phone or tablet by visiting your device's app store and searching for "RBdigital."

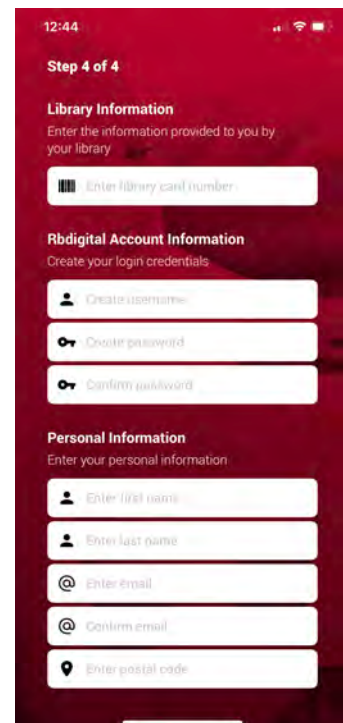
### ***How do I sign up?***

Once you've downloaded the app, follow the prompt asking you to "Register Now." Follow the subsequent prompts seeking location information, and select "Shenandoah County Library" as your member library when given the option (1). Complete the registration form that follows, entering your library card number without any spaces or dashes (2). **Be sure to record the username and password you create, as these will be required to log in and use the app.**

1



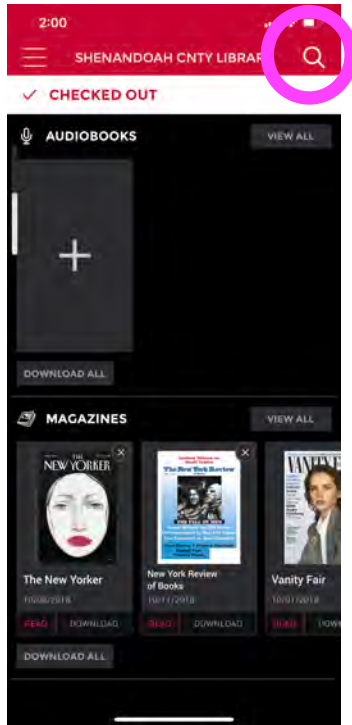
2



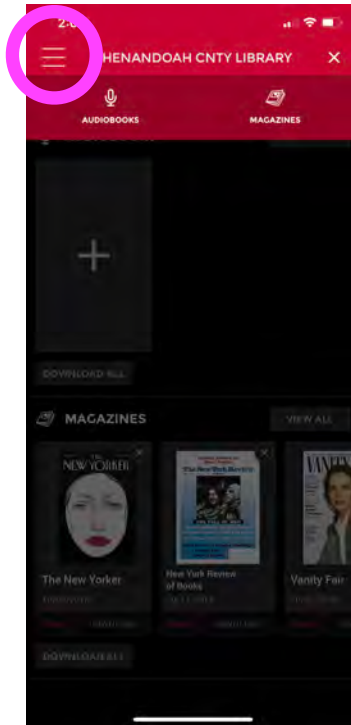
## How do I checkout audiobooks and magazines?

Select the Search icon indicated below to locate particular titles, authors, and genres of either audiobooks or magazines (1). Select the upper-right Menu icon (2) to access checked out items or review your account settings (3).

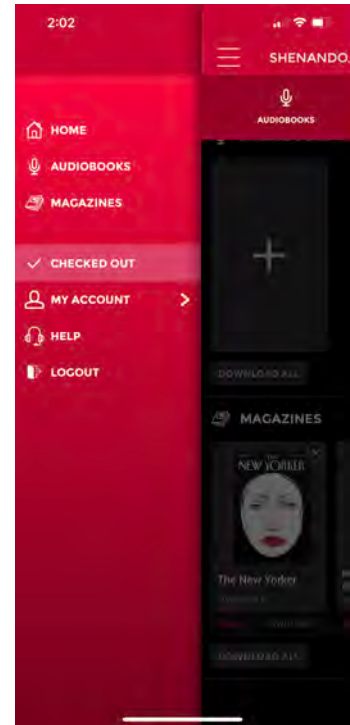
1



2

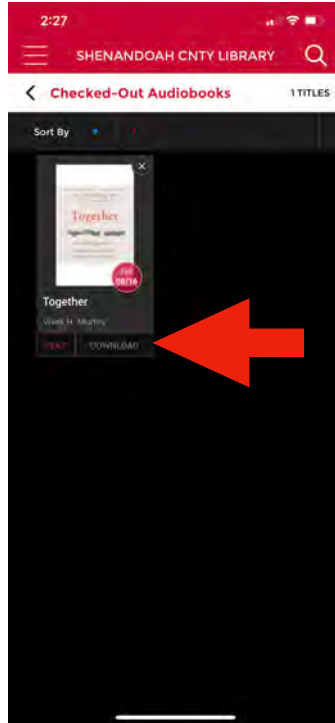


3



**Do I need internet access to play audiobooks?**

You may play audiobooks over an active internet connection or download them to your device for connection-free listening. (See below).



**How to I return or renew items I have checked out?**

Navigate to “Checked Out” items, open the audiobook or magazine in question, and select the appropriate option. (See below).

